




Dhaka Bank Limited and its Subsidiaries

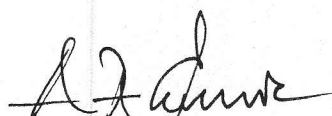
Consolidated Balance Sheet (Un-audited)


As at 30 June 2016

	30.06.2016 Taka	31.12.2015 Taka
<u>PROPERTY AND ASSETS</u>		
Cash	19,492,275,851	14,966,422,109
Cash in hand (including foreign currencies)	2,091,082,285	1,543,708,584
Balance with Bangladesh Bank and its agent bank(s) (including foreign currencies)	17,401,193,566	13,422,713,525
Balance with other banks and financial institutions	10,832,064,417	10,212,560,427
In Bangladesh	8,395,900,560	6,724,351,465
Outside Bangladesh	2,436,163,857	3,488,208,961
Money at call and on short notice	13,300,000	15,300,000
Investments	20,536,179,125	23,072,924,090
Government	17,344,637,925	19,637,850,305
Others	3,191,541,201	3,435,073,785
Loans, advances and lease/investments	128,963,517,268	118,184,480,515
Loans, cash credits, overdrafts, etc./Investments	126,221,069,101	115,789,830,575
Bills purchased and discounted	2,742,448,167	2,394,649,940
Fixed assets including premises, furniture and fixtures	4,203,011,348	4,109,853,726
Other assets	10,146,505,396	6,630,271,559
Non-banking assets	23,166,033	23,166,033
Total Assets	194,210,019,438	177,214,978,460
<u>LIABILITIES & CAPITAL</u>		
Liabilities		
Borrowings from other banks, financial institutions and agents	15,533,978,354	10,834,730,420
Deposits and other accounts	144,083,507,218	138,591,501,745
Current accounts & other accounts	21,221,420,654	15,782,686,124
Bills payable	3,187,765,573	1,267,436,384
Savings bank deposits	14,884,327,956	14,564,284,031
Term deposits	104,789,993,036	106,977,095,206
Non Convertible Subordinated Bond	4,400,000,000	1,400,000,000
Other Liabilities	16,066,973,980	12,697,374,983
Total Liabilities	180,084,459,552	163,523,607,149
Capital/Shareholders' Equity		
Equity attributable to equity holders of the parent company	14,125,518,674	13,691,333,956
Paid-up capital	6,879,006,860	6,253,642,600
Statutory reserve	5,567,236,837	5,300,741,819
Other reserve	814,336,977	871,896,065
Retained earnings	864,938,000	1,265,053,472
Non-controlling interest	41,212	37,355
Total Equity	14,125,559,886	13,691,371,311
Total Liabilities & Shareholders' Equity	194,210,019,438	177,214,978,460


 Chief Financial Officer

 Managing Director & CEO


 Company Secretary


 Director


 Chairman

Off-Balance Sheet Items**Contingent Liabilities**

Acceptances and Endorsements
Letter of Credit
Letter of Guarantee
Bills for Collection
Other Contingent Liabilities

30.06.2016 Taka	31.12.2015 Taka
19,833,310,158	14,225,611,128
16,253,486,307	14,238,167,995
17,037,989,825	14,194,068,714
9,059,683,587	7,608,526,452
1,507,650,550	1,988,427,743
63,692,120,427	52,254,802,031

Other Commitments

Documentary credit and short term trade-related transactions
Forward assets purchased and forward deposits placed
Undrawn note issuance and revolving underwriting facilities
Undrawn formal standby facilities, credit lines and other commitments

-	-
-	-
-	-
-	-
-	-
63,692,120,427	52,254,802,031


Total off-balance sheet items including contingent liabilities


Chief Financial Officer

Managing Director & CEO


Company Secretary


Director


Chairman

Dhaka Bank Limited and its Subsidiaries
Consolidated Profit and Loss Account (Un-audited)
For the period ended 30 June 2016

OPERATING INCOME

Interest income/profit on investments
Interest paid/profit on deposits and borrowings, etc.

Net interest income

Investment income
Commission, exchange and brokerage
Other operating income

Total operating income (a)

OPERATING EXPENSES

Salary and allowances
Rent, taxes, insurance, electricity, etc.
Legal expenses
Postage, stamps, telecommunication, etc.
Stationery, printing, advertisement, etc.
Chief executive's salary and fees
Directors' fees
Auditors' fees
Depreciation and repairs of Bank's assets
Other expenses

Total operating expenses (b)

Profit before provision (c = (a-b))

Provision against loans and advances
Provision against good borrower
Provision for diminution in value of investments
Other Provisions

Total provision (d)

Profit before taxation (c-d)

Provision for taxation
Current tax
Deferred Tax

Net profit after taxation

Net profit after tax attributable to:

Equity holders of DBL
Non-controlling interest

Retained surplus from previous year



Add: Net profit after tax (attributable to equity holders of DBL)




Appropriations

Statutory reserve
General reserve
Dividends etc.
Retained earnings

Consolidated Earning per Share (CEPS)

Jan-16 to 30 Jun-16 Taka	Jan-15 to 30 Jun-15 Taka	Apr-16 to 30 Jun-16 Taka	Apr-15 to 30 Jun-15 Taka
6,264,511,439	6,602,866,242	3,154,355,889	3,263,799,551
(4,463,974,967)	(4,925,912,624)	(2,120,182,470)	(2,380,309,281)
1,800,536,472	1,676,953,618	1,034,173,419	883,490,270
1,347,352,420	1,312,120,591	601,674,819	630,121,061
661,624,500	616,576,706	359,111,649	365,097,990
154,289,257	239,569,771	100,940,986	133,138,132
2,163,266,177	2,168,267,068	1,061,727,454	1,128,357,184
3,963,802,650	3,845,220,686	2,095,900,873	2,011,847,454
842,114,298	793,007,560	425,797,520	394,804,653
253,773,812	229,037,581	137,864,479	118,435,843
10,311,835	2,630,871	5,597,644	1,643,770
20,250,076	21,507,592	10,224,992	8,923,401
72,371,074	94,269,519	39,580,720	43,906,875
6,370,000	4,182,000	3,610,000	2,091,000
2,516,358	1,979,337	1,430,358	1,320,285
182,500	443,333	123,750	30,000
173,924,436	153,321,445	91,321,916	76,713,031
224,651,490	224,970,333	125,272,171	117,448,456
1,606,465,879	1,525,349,572	840,823,550	765,317,314
2,357,336,771	2,319,871,114	1,255,077,323	1,246,530,139
839,591,683	398,443,552	335,614,979	21,956,530
-	-	-	-
-	4,226,842	-	(17,846,436)
131,527,856	98,388,529	89,627,002	60,838,529
971,119,539	501,058,923	425,241,981	64,948,623
1,386,217,232	1,818,812,192	829,835,342	1,181,581,517
554,943,048	832,962,120	294,397,456	460,207,224
554,943,048	833,552,880	294,397,456	460,207,224
-	(590,760)	-	-
831,274,184	985,850,071	535,437,887	721,374,292
831,270,328	985,848,060	535,435,116	721,374,292
3,856	2,011	2,771	-
831,274,184	985,850,071	535,437,887	721,374,292
1,265,053,472	1,591,962,445	-	-
831,270,328	985,848,060	535,435,116	721,374,292
2,096,323,800	2,577,810,505	535,435,116	721,374,292
266,495,018	357,094,582	209,498,676	-
(38,192,034)	-	(38,192,034)	-
1,000,582,816	1,364,431,114	1,000,582,816	-
864,938,000	856,284,809	(636,454,342)	721,374,292
2,093,823,800	2,577,810,505	535,435,116	721,374,292
1.21	1.43	0.78	1.05


Chief Financial Officer

Managing Director & CEO


Company Secretary

Director

Chairman

Dhaka Bank Limited and its Subsidiaries
Consolidated Cash Flow Statement (Un-audited)
For the period ended 30 June 2016

Cash Flows from Operating Activities

Interest / Profit receipts
Interest / Profit payments
Dividend receipts
Fee and commission receipts
Payments to employees
Payments to suppliers
Income taxes paid
Receipts from other operating activities
Payments for other operating activities

(i) Operating profit before changes in operating assets & liabilities

Changes in operating assets and liabilities

Purchase / Sale of trading securities
Loans and advances to customers
Other assets
Deposits from other banks
Deposits from customers
Other liabilities account of customers
Other liabilities

(ii) Cash flow from/(used in) operating assets and liabilities

Net cash flow from/ (used in) operating activities (a)= (i+ii)

Cash Flows from Investing Activities

Proceeds from sale of securities
Sale/ (Purchase) of securities
Purchase of property, plant & equipment
Sale of property, plant & equipment
Purchase / sale of subsidiary

Net cash flow from investing activities (b)

Cash flows from financing activities

Borrowing from other banks
Dividends paid
Issuance of Non Convertible Subordinated Bond

Net cash flow from/(used in) financing activities (c)

Net increase/ (decrease) in cash and cash equivalents (a+b+c)

Add: Effects of exchange rate changes on cash & cash equivalent

Add: Cash and cash equivalents at beginning of the year


Cash and cash equivalents at end of the period (*)


(*) Cash and cash equivalents

Cash in Hand
Balance with Bangladesh Bank & Sonali Bank
Balance with other banks & Financial Institutions
Money at call & Short Notice
Prize Bond


Jan-16 to 30 Jun-16 Taka	Jan-15 to 30 Jun-15 Taka
6,442,914,532	6,448,912,824
(4,626,072,827)	(4,971,525,535)
21,710,655	4,781,890
538,443,552	461,328,009
(842,114,298)	(778,609,504)
(102,932,985)	(117,856,728)
(416,298,275)	(716,759,074)
206,658,970	255,624,748
(551,707,086)	(532,717,315)
670,602,240	53,179,314
2,373,104,127	(225,847,800)
(10,915,770,906)	(5,073,631,915)
(3,133,552,100)	859,125,755
(4,166,319,723)	392,011,555
9,564,772,623	4,359,498,992
(16,755,718)	(74,335,849)
1,820,486,886	832,175,378
(4,474,034,810)	1,068,996,116
(3,803,432,571)	1,122,175,430
1,276,081,153	1,259,120,093
243,532,585	(431,120,638)
(202,811,632)	(46,968,077)
3,785,938	-
-	-
1,320,588,043	781,031,379
4,835,982,086	(1,741,700,020)
(375,218,556)	(795,918,154)
3,000,000,000	-
7,460,763,530	(2,537,618,173)
4,977,919,002	(634,411,364)
71,144,957	145,563,616
25,676,303,809	23,038,884,136
30,725,367,768	22,550,036,387
2,091,082,285	1,722,203,871
17,401,193,566	12,915,682,637
11,215,909,417	7,890,144,679
13,300,000	17,300,000
3,882,500	4,705,200
30,725,367,768	22,550,036,387


Chief Financial Officer


Managing Director & CEO



Director



Company Secretary

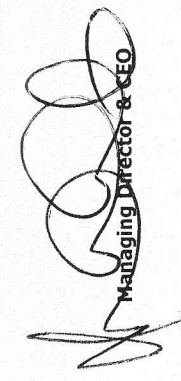

Chairman

Dhaka Bank Limited and its Subsidiaries
Consolidated Statement of Changes in Equity (Un-audited)
For the period ended 30 June 2016


Particulars	Paid up capital	Non-controlling interest	Statutory Reserve	General Reserve	Asset Revaluation Reserve	Investment revaluation reserve	Retained Earnings	Total
Balance as at 1 January 2016	6,253,642,600	37,355	5,300,741,819	160,272,618	648,455,000	63,168,447	1,265,053,472	13,691,371,311
Changes in accounting policy	-	-	-	-	-	-	-	-
Restated balance	6,253,642,600	37,355	5,300,741,819	160,272,618	648,455,000	63,168,447	1,265,053,472	13,691,371,311
Surplus/deficit on account of revaluation of properties	-	-	-	-	-	-	-	-
Surplus/deficit on account of revaluation of investments	-	-	-	-	-	(19,367,054)	-	(19,367,054)
Currency transaction differences	-	-	-	-	-	-	-	-
Net gains and losses not recognized in the income statement						43,801,393		
Share Capital of subsidiary company	-	-	-	-	-	-	-	-
Adjustment with retained earnings	-	-	-	-	-	-	(2,500,000)	(2,500,000)
Net Profit for the year	-	-	-	-	-	-	831,274,184	831,274,184
Transfer to reserve	-	-	-	-	-	-	-	-
Dividend:								
Stock dividend	625,364,260	-	-	-	-	-	(625,364,260)	-
Cash dividend	-	-	-	-	-	-	(375,218,556)	(375,218,556)
Stock dividend paid by subsidiary company	-	-	-	-	-	-	(228,302,984)	-
Changes in reserve	-	-	266,495,018	(38,192,034)	-	-	-	-
Non-controlling interest	-	3,856	-	-	-	-	(3,856)	-
Balance as at 30 June 2016	6,879,006,860	41,212	5,567,236,837	122,080,584	648,455,000	43,801,393	864,938,000	14,125,559,886


Chief Financial Officer


Company Secretary


Managing Director & CEO


Director



Chairman

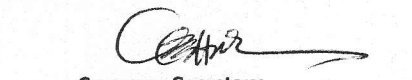

Dhaka Bank Limited
Balance Sheet (Un-audited)
As at 30 June 2016

	30.06.2016 Taka	31.12.2015 Taka
<u>PROPERTY AND ASSETS</u>		
Cash	19,492,166,351	14,966,312,609
Cash in hand (including foreign currencies)	2,090,972,785	1,543,599,084
Balance with Bangladesh Bank and its agent bank(s) (including foreign currencies)	17,401,193,566	13,422,713,525
Balance with other banks and financial institutions	10,799,736,460	10,180,026,192
In Bangladesh	8,363,572,603	6,691,817,231
Outside Bangladesh	2,436,163,857	3,488,208,961
Money at call and on short notice	13,300,000	15,300,000
Investments	18,105,875,560	20,799,087,940
Government	17,344,637,925	19,637,850,305
Others	761,237,635	1,161,237,635
Loans, advances and lease/investments	128,816,367,154	117,840,165,963
Loans, cash credits, overdrafts, etc./Investments	126,073,918,987	115,445,516,023
Bills purchased and discounted	2,742,448,167	2,394,649,940
Fixed assets including premises, furniture and fixtures	4,194,285,856	4,099,983,356
Other assets	11,946,429,592	8,438,430,047
Non-banking assets	23,166,033	23,166,033
Total Assets	193,391,327,006	176,362,472,141
<u>LIABILITIES & CAPITAL</u>		
Liabilities		
Borrowings from other banks, financial institutions and agents	15,433,978,354	10,634,730,420
Deposits and other accounts	144,467,352,218	139,068,899,318
Current accounts & other accounts	21,221,420,654	15,782,686,124
Bills payable	3,187,765,573	1,267,436,384
Savings bank deposits	15,268,172,956	15,041,681,604
Term deposits	104,789,993,036	106,977,095,206
Non Convertible Subordinated Bond	4,400,000,000	1,400,000,000
Other liabilities	15,303,200,480	11,870,171,137
Total Liabilities	179,604,531,052	162,973,800,876
Capital/Shareholders' Equity		
Total Shareholders' Equity	13,786,795,954	13,388,671,265
Paid-up capital	6,879,006,860	6,253,642,600
Statutory reserve	5,567,236,837	5,300,741,819
Other reserve	814,336,977	871,896,065
Retained earnings	526,215,280	962,390,782
Total Liabilities & Shareholders' Equity	193,391,327,006	176,362,472,141


Chief Financial Officer

Managing Director & CEO


Director


Company Secretary

Chairman

Off-Balance Sheet Items**Contingent liabilities**

Acceptances and endorsements
Letter of credit
Letter of guarantee
Bills for collection
Other contingent liabilities

Other commitments




Documentary credit and short term trade-related transactions
Forward assets purchased and forward deposits placed
Undrawn note issuance and revolving underwriting facilities
Undrawn formal standby facilities, credit lines and other commitments

Total off-balance sheet items including contingent liabilities

30.06.2016 Taka	31.12.2015 Taka
63,692,120,427	52,254,802,031
19,833,310,158	14,225,611,128
16,253,486,307	14,238,167,995
17,037,989,825	14,194,068,714
9,059,683,587	7,608,526,452
1,507,650,550	1,988,427,743
-	-
-	-
-	-
-	-
-	-
63,692,120,427	52,254,802,031


Chief Financial Officer

Managing Director & CEO


Company Secretary

Director

Chairman

Dhaka Bank Limited
Profit & Loss Account (Un-audited)
For the period ended 30 June 2016

OPERATING INCOME

Interest income/profit on investments
Interest paid/profit on deposits and borrowings, etc.
Net interest income
Investment income
Commission, exchange and brokerage
Other operating income

Total operating income (a)

OPERATING EXPENSES

Salary and allowances
Rent, taxes, insurance, electricity, etc.
Legal expenses
Postage, stamps, telecommunication, etc.
Stationery, printing, advertisement, etc.
Chief executive's salary and fees
Directors' fees
Auditors' fees
Depreciation and repairs of Bank's assets
Other expenses

Total operating expenses (b)

Profit before provision (c = (a-b))

Provision against loans and advances
Provision against good borrower
Provision for diminution in value of investments
Other provisions

Total provision (d)

Profit before taxation (c-d)

Provision for taxation
Current tax
Deferred Tax

Net profit after taxation

Profit available for distribution



Retained earnings from previous year
Add: Retained earnings of current year




Appropriations

Statutory reserve
General reserve
Dividends etc.
Retained earnings

Earning per Share (EPS)


Jan-16 to 30 Jun-16 Taka	Jan-15 to 30 Jun-15 Taka	Apr-16 to 30 Jun-16 Taka	Apr-15 to 30 Jun-15 Taka
6,214,209,409 (4,426,720,576)	6,638,508,485 (4,956,868,627)	3,112,583,484 (2,087,844,744)	3,359,556,681 (2,456,923,169)
1,787,488,833	1,681,639,858	1,024,738,739	902,633,512
1,276,018,213 632,917,543 154,082,563	1,213,375,116 589,798,855 237,759,448	549,677,235 344,022,699 100,804,914	585,179,558 348,257,610 131,764,252
2,063,018,319	2,040,933,419	994,504,848	1,065,201,421
3,850,507,153	3,722,573,277	2,019,243,587	1,967,834,933
825,861,904 244,564,583 10,219,835 19,938,739 71,941,441 6,370,000 2,232,725 - 170,108,032 220,675,265	778,609,504 221,801,555 2,593,496 21,217,477 93,662,422 4,182,000 1,456,042 383,333 145,414,184 222,621,430	416,700,888 132,711,294 5,597,644 10,051,334 39,354,363 3,610,000 1,246,725 - 89,333,619 123,502,358	387,632,171 114,690,233 1,606,395 8,794,999 43,677,382 2,091,000 899,285 383,333 72,640,847 115,844,272
1,571,912,523	1,491,941,443	822,108,225	748,259,917
2,278,594,630	2,230,631,834	1,197,135,362	1,219,575,016
839,591,683 - - 106,527,856	398,443,552 - 4,226,842 42,488,529	335,614,979 - - 69,627,002	21,956,530 - (17,846,436) 42,488,529
946,119,539	445,158,923	405,241,981	46,598,623
1,332,475,091	1,785,472,911	791,893,381	1,172,976,394
539,764,793 539,764,793 -	819,957,962 819,957,962 -	284,164,793 284,164,793 -	460,957,962 460,957,962 -
792,710,298	965,514,949	507,728,588	712,018,431
962,390,782 792,710,298	1,364,431,114 965,514,949	- 507,728,588	- 712,018,431
1,755,101,080	2,329,946,063	507,728,588	712,018,431
266,495,018 (38,192,034) 1,000,582,816 526,215,280	357,094,582 - 1,364,431,114 608,420,367	209,498,676 (38,192,034) 1,000,582,816 (664,160,870)	- - - 712,018,431
1,755,101,080	2,329,946,063	507,728,588	712,018,431
1.15	1.40	0.74	1.04


Chief Financial Officer

Managing Director & CEO



Company Secretary

Director

Chairman


Dhaka Bank Limited
Cash Flow Statement (Un-audited)
For the period ended 30 June 2016


	Jan-16 to 30 Jun-16 Taka	Jan-15 to 30 Jun-15 Taka
Cash Flow from Operating Activities		
Interest / Profit receipts	6,297,353,839	6,469,180,779
Interest / Profit payments	(4,389,440,113)	(4,971,525,535)
Dividend receipts	1,750,000	4,781,890
Fee and commission receipts	509,736,595	432,739,835
Payments to employees	(825,861,904)	(778,609,504)
Payments to suppliers	(102,100,015)	(117,856,728)
Income taxes paid	(415,886,309)	(716,759,074)
Receipts from other operating activities	202,332,615	249,254,853
Payments for other operating activities	(536,098,577)	(502,058,022)
(i) Operating profit before changes in operating assets & liabilities	741,786,133	69,148,493
Changes in operating assets and liabilities		
Purchase / Sale of trading securities	2,273,104,127	(225,847,801)
Loans and advances to customers	(10,976,201,191)	(5,073,631,915)
Other assets	(3,125,697,054)	844,988,570
Deposits from other banks	(4,166,319,723)	392,011,555
Deposits from customers	9,564,772,623	4,359,498,992
Other liabilities account of customers	(16,755,718)	(74,335,849)
Other liabilities	1,926,620,266	769,250,866
(ii) Cash flow from operating assets and liabilities	(4,520,476,669)	991,934,419
Net cash flow from/(used in) operating activities (a)= (i+ii)	(3,778,690,536)	1,061,082,911
Cash Flow from Investing Activities		
Proceeds from sale of securities	1,224,707,601	1,166,374,618
Sale/ (Purchase) of securities	400,000,000	(425,891,834)
Purchase of property, plant & equipment	(202,154,527)	(46,782,245)
Proceeds from sale of fixed assets	3,785,938	-
Sale of property, plant & equipment	-	-
Purchase / sale of subsidiary	-	-
Net cash flow from investing activities (b)	1,426,339,011	693,700,540
Cash Flow from Financing Activities		
Borrowing from other banks	4,799,247,934	(1,600,700,020)
Issuance of Non Convertible Subordinated Bond	3,000,000,000	-
Dividends paid	(375,218,556)	(795,918,154)
Net cash flow from/(used in) financing activities (c)	7,424,029,378	(2,396,618,173)
Net increase/ (decrease) in cash and cash equivalents (a+b+c)	5,071,677,853	(641,834,722)
Add: Effects of exchange rate changes on cash & cash equivalent	71,144,957	145,563,616
Add: Cash and cash equivalents at beginning of the period	25,166,262,501	22,572,570,073
Cash and cash equivalents at end of the year (*)	30,309,085,311	22,076,298,966
(*) Cash and cash equivalents		
Cash in Hand	2,090,972,785	1,722,094,371
Balance with Bangladesh Bank & Sonali Bank	17,401,193,566	12,915,682,637
Balance with other banks & Financial Institutions	10,799,736,460	7,416,516,759
Money at call & Short Notice	13,300,000	17,300,000
Prize Bond	3,882,500	4,705,200
	30,309,085,311	22,076,298,966


Chief Financial Officer


Managing Director & CEO


Director


Company Secretary



Chairman

Dhaka Bank Limited


Statement of Changes in Equity (Un-audited) For the period ended 30 June 2016


Particulars	Paid up capital	Statutory Reserve	General Reserve	Asset Revaluation Reserve	Investment Revaluation Reserve	Retained Earnings	Total
Balance as at 1 January 2016	6,253,642,600	5,300,741,819	160,272,618	648,455,000	63,168,447	962,390,782	13,388,671,265
Changes in accounting policy	-	-	-	-	-	-	-
Restated balance	6,253,642,600	5,300,741,819	160,272,618	648,455,000	63,168,447	962,390,782	13,388,671,265
Surplus/deficit on account of revaluation of properties	-	-	-	-	-	-	-
Surplus/deficit on account of revaluation of investments	-	-	-	-	(19,367,054)	-	(19,367,054)
Currency transaction differences	-	-	-	-	-	-	-
Net gains and losses not recognized in the income statement	-	-	-	-	43,801,393	-	-
Net Profit for the period	-	-	-	-	-	792,710,299	792,710,299
Transfer to reserve	-	-	-	-	-	-	-
Dividend:							
Stock dividend	625,364,260	-	-	-	-	(625,364,260)	-
Cash dividend	-	-	-	-	-	(375,218,556)	(375,218,556)
Changes in reserve	-	266,495,018	(38,192,034)	-	-	(228,302,984)	-
Balance as at 30 June 2016	6,879,006,860	5,567,236,837	122,080,584	648,455,000	43,801,393	526,215,280	13,786,795,954


(Amount in Taka)


Chief Financial Officer


Managing Director & CEO


Director


Company Secretary


Chairman