

Quarterly
Unaudited Financial Statements
of
Dhaka Bank Limited
(Consolidated & Solo)

March 2017

Dhaka Bank Limited and its Subsidiaries
Consolidated Balance Sheet (Un-audited)
As at 31 March 2017

	31.03.2017 Taka	31.12.2016 Taka
<u>PROPERTY AND ASSETS</u>		
Cash	19,759,346,985	16,715,758,759
Cash in hand (including foreign currencies)	1,875,014,648	1,797,462,755
Balance with Bangladesh Bank and its agent bank(s) (including foreign currencies)	17,884,332,337	14,918,296,004
Balance with other banks and financial institutions	10,362,109,742	11,229,483,485
In Bangladesh	5,790,016,735	8,640,709,728
Outside Bangladesh	4,572,093,007	2,588,773,757
Money at call and on short notice	11,300,000	1,051,300,000
Investments	21,724,702,930	23,783,240,894
Government	16,162,247,496	18,805,722,760
Others	5,562,455,434	4,977,518,134
Loans, advances and lease/investments	140,740,940,016	134,833,390,731
Loans, cash credits, overdrafts, etc./Investments	137,764,798,068	131,707,113,368
Bills purchased and discounted	2,976,141,948	3,126,277,363
Fixed assets including premises, furniture and fixtures	4,202,726,343	4,201,264,376
Other assets	13,548,655,391	11,439,308,527
Non-banking assets	23,166,033	23,166,033
Total Assets	210,372,947,440	203,276,912,804
<u>LIABILITIES & CAPITAL</u>		
Liabilities		
Borrowings from other banks, financial institutions and agents	19,151,600,190	11,496,873,150
Deposits and other accounts	152,440,450,843	156,756,948,353
Current accounts & other accounts	20,571,650,091	21,093,467,455
Bills payable	2,085,091,075	2,047,637,778
Savings bank deposits	17,185,439,792	16,735,239,732
Term deposits	112,598,269,884	116,880,603,388
Non Convertible Subordinated Bond	3,800,000,000	3,800,000,000
Other Liabilities	19,869,917,871	16,308,113,207
Total Liabilities	195,261,968,904	188,361,934,709
Capital/Shareholders' Equity		
Equity attributable to equity holders of the parent company	15,110,928,466	14,914,932,104
Paid-up capital	6,879,006,860	6,879,006,860
Statutory reserve	5,961,060,609	5,850,338,779
Other reserve	803,299,744	800,010,946
Retained earnings	1,467,561,253	1,385,575,519
Non-controlling interest	50,071	45,991
Total Equity	15,110,978,536	14,914,978,095
Total Liabilities & Shareholders' Equity	210,372,947,440	203,276,912,804

Off-Balance Sheet Items**Contingent Liabilities**

Acceptances and Endorsements
Letter of Credit
Letter of Guarantee
Bills for Collection
Other Contingent Liabilities

31.03.2017	31.12.2016
Taka	Taka

22,946,651,119	25,263,660,677
19,472,148,805	17,447,623,500
21,069,841,949	19,928,711,771
11,064,582,337	8,250,158,750
1,947,527,000	2,036,246,400
76,500,751,210	72,926,401,097

Other Commitments

Documentary credit and short term trade-related transactions
Forward assets purchased and forward deposits placed
Undrawn note issuance and revolving underwriting facilities
Undrawn formal standby facilities, credit lines and other commitments

-	-
-	-
-	-
-	-
-	-
76,500,751,210	72,926,401,097

Total off-balance sheet items including contingent liabilities


Chief Financial Officer


Company Secretary


Managing Director & CEO


Director


Chairman

Dhaka Bank Limited and its Subsidiaries
Consolidated Profit and Loss Account (Un-audited)
For the period ended 31 March 2017


	Jan-17 to 31 Mar-17 Taka	Jan-16 to 31 Mar-16 Taka
OPERATING INCOME		
Interest income/profit on investments	3,117,431,218	3,110,155,550
Interest paid/profit on deposits and borrowings, etc.	(2,282,262,559)	(2,343,792,498)
Net interest income	835,168,660	766,363,053
Investment income	726,600,177	745,677,601
Commission, exchange and brokerage	601,964,760	302,512,851
Other operating income	27,664,937	53,348,271
	1,356,229,873	1,101,538,723
Total operating income (a)	2,191,398,533	1,867,901,776
OPERATING EXPENSES		
Salary and allowances	522,928,931	416,316,778
Rent, taxes, insurance, electricity, etc.	139,330,812	115,909,333
Legal expenses	4,962,269	4,714,191
Postage, stamps, telecommunication, etc.	6,812,232	10,025,084
Stationery, printing, advertisement, etc.	25,779,905	32,790,354
Chief executive's salary and fees	3,015,000	2,760,000
Directors' fees	1,248,658	1,086,000
Auditors' fees	103,750	58,750
Depreciation and repairs of Bank's assets	87,752,560	82,602,520
Other expenses	132,141,768	99,379,318
Total operating expenses (b)	924,075,884	765,642,329
Profit before provision (c = (a-b))	1,267,322,649	1,102,259,448
Provision against loans and advances	596,029,950	503,976,704
Provision against good borrower	-	-
Provision for diminution in value of investments	-	-
Other Provisions	58,486,459	41,900,854
Total provision (d)	654,516,409	545,877,558
Profit before taxation (c-d)	612,806,239	556,381,890
Provision for taxation	199,994,595	260,545,593
Current tax	199,994,595	260,545,593
Deferred Tax	-	-
Net profit after taxation	412,811,644	295,836,297
Appropriations		
Statutory reserve	110,721,830	56,996,342
General reserve	-	-
Investment Fluctuation Fund	4,100,000	-
Dividends etc.	-	-
Retained earnings	1,467,561,253	1,503,892,342
	1,582,383,082	1,560,888,684
Consolidated Earning per Share (CEPS) [Restated]	0.60	0.43


Chief Financial Officer


Managing Director & CEO


Director


Company Secretary


Chairman


Dhaka Bank Limited and its Subsidiaries
Consolidated Cash Flow Statement (Un-audited)
For the period ended 31 March 2017


	Jan-17 to 31 Mar-17 Taka	Jan-16 to 31 Mar-16 Taka
Cash Flows from Operating Activities		
Interest / Profit receipts	3,897,018,573	3,107,461,859
Interest / Profit payments	(2,187,411,503)	(2,352,875,818)
Dividend receipts	9,176,225	11,773,377
Recovery of loans previously written off	4,777,139	
Fee and commission receipts	329,765,771	242,666,686
Payments to employees	(525,943,931)	(416,316,778)
Payments to suppliers	(43,154,973)	(50,665,673)
Income taxes paid	(172,702,271)	(111,065,989)
Receipts from other operating activities	37,198,457	77,716,496
Payments for other operating activities	(294,257,094)	(247,154,357)
(i) Operating profit before changes in operating assets & liabilities	1,054,466,395	261,539,803
Changes in operating assets and liabilities		
Purchase / Sale of trading securities	(223,142,665)	2,936,546,344
Loans and advances to customers	(5,907,549,285)	(3,198,844,210)
Other assets	(2,215,619,199)	(1,205,593,612)
Deposits from other banks	(3,650,000,288)	(3,752,850,325)
Deposits from customers	(666,497,222)	3,133,910,814
Other liabilities account of customers	(65,477,670)	112,097,981
Other liabilities	2,677,891,525	364,161,559
(ii) Cash flow from operating assets and liabilities	(10,050,394,805)	(1,610,571,448)
Net cash flow from operating activities (a)= (i+ii)	(8,995,928,410)	(1,349,031,645)
Cash Flows from Investing Activities		
Proceeds from sale of securities	811,202	708,218,885
Sale/ (Purchase) of securities	2,280,998,426	(76,631,206)
Purchase of property, plant & equipment	(62,153,103)	(70,277,720)
Proceeds from sale of fixed assets	5,000	3,705,600
Purchase / sale of subsidiary	-	-
Net cash (used in) investing activities (b)	2,219,661,525	565,015,560
Cash flows from financing activities		
Borrowing from other banks	7,654,727,040	2,880,184,978
Issuance of Non Convertible Subordinated Bond	-	-
Redemption of Non Convertible Subordinated Bond	-	-
Dividends paid	-	-
Net cash flow from financing activities (c)	7,654,727,040	2,880,184,978
Net increase in cash and cash equivalents (a+b+c)	878,460,155	2,096,168,894
Add: Effects of exchange rate changes on cash & cash equivalent	257,883,328	30,822,340
Add: Cash and cash equivalents at beginning of the period	29,000,627,043	25,676,303,809
Cash and cash equivalents at end of the period (*)	30,136,970,527	27,803,295,042
(*) Cash and cash equivalents		
Cash in Hand	1,875,014,648	1,769,077,513
Balance with Bangladesh Bank & Sonali Bank	17,884,332,337	18,216,544,388
Balance with other banks & Financial Institutions	10,362,109,742	7,797,961,041
Money at call & Short Notice	11,300,000	15,300,000
Prize Bond	4,213,800	4,412,100
	30,136,970,527	27,803,295,042


Chief Financial Officer


Managing Director & CEO


Director


Company Secretary


Chairman

Dhaka Bank Limited and its Subsidiaries
Consolidated Statement of Changes in Equity (Un-audited)
For the period ended 31 March 2017

(Amount in Taka)

Particulars	Paid up capital	Statutory Reserve	General Reserve	Asset Revaluation Reserve	Investment revaluation reserve	Investment Fluctuation Fund	Non-controlling interest	Retained Earnings	Total
Balance as at 1 January 2017	6,879,006,860	5,850,338,779	122,080,584	622,516,800	29,513,562	25,900,000	45,991	1,385,575,519	14,914,978,094
Changes in accounting policy	-	-	-	-	-	-	-	-	-
Restated balance	6,879,006,860	5,850,338,779	122,080,584	622,516,800	29,513,562	25,900,000	45,991	1,385,575,519	14,914,978,094
Surplus/deficit on account of revaluation of properties	-	-	-	-	-	-	-	-	-
Surplus/deficit on account of revaluation of investments	-	-	-	-	(811,202)	-	-	-	(811,202)
Currency transaction differences	-	-	-	-	-	-	-	-	-
Net gains and losses not recognized in the income statement	-	-	-	-	28,702,360	-	-	-	-
Net Profit for the period	-	-	-	-	-	-	-	412,811,644	412,811,644
Stock dividend paid by Subsidiary Company	-	-	-	-	-	-	-	(216,000,000)	(216,000,000)
Transfer to reserve									
Dividend:									
Stock dividend	-	-	-	-	-	-	-	-	-
Cash dividend	-	-	-	-	-	-	-	-	-
Changes in reserve	-	110,721,830	-	-	-	4,100,000	-	(114,821,830)	-
Non-controlling interest	-	-	-	-	-	-	4,080	(4,080)	-
Balance as at 31 March 2017	6,879,006,860	5,961,060,609	122,080,584	622,516,800	28,702,360	30,000,000	50,071	1,467,561,253	15,110,978,536

Chief Financial Officer

Managing Director & CEO

Director

Company Secretary

Chairman

Dhaka Bank Limited
Balance Sheet (Un-audited)
As at 31 March 2017

	31.03.2017 Taka	31.12.2016 Taka
<u>PROPERTY AND ASSETS</u>		
Cash	19,759,244,981	16,715,649,259
Cash in hand (including foreign currencies)	1,874,912,644	1,797,353,255
Balance with Bangladesh Bank and its agent bank(s) (including foreign currencies)	17,884,332,337	14,918,296,004
Balance with other banks and financial institutions	10,303,041,532	11,170,526,692
In Bangladesh	5,730,948,525	8,581,752,935
Outside Bangladesh	4,572,093,007	2,588,773,757
Money at call and on short notice	11,300,000	1,051,300,000
Investments	19,012,247,496	21,305,722,760
Government	16,162,247,496	18,805,722,760
Others	2,850,000,000	2,500,000,000
Loans, advances and lease/investments	140,602,404,570	134,689,308,364
Loans, cash credits, overdrafts, etc./Investments	137,626,262,622	131,563,031,001
Bills purchased and discounted	2,976,141,948	3,126,277,363
Fixed assets including premises, furniture and fixtures	4,194,712,085	4,193,540,105
Other assets	15,297,052,556	13,042,382,648
Non-banking assets	23,166,033	23,166,033
Total Assets	209,203,169,254	202,191,595,861
<u>LIABILITIES & CAPITAL</u>		
Liabilities		
Borrowings from other banks, financial institutions and agents	18,901,600,190	11,296,873,150
Deposits and other accounts	152,834,751,791	157,161,630,521
Current accounts & other accounts	20,571,650,091	21,093,467,455
Bills payable	2,085,091,075	2,047,637,778
Savings bank deposits	17,185,439,792	16,735,239,732
Term deposits	112,992,570,832	117,285,285,556
Non Convertible Subordinated Bond	3,800,000,000	3,800,000,000
Other liabilities	18,849,892,166	15,487,366,332
Total Liabilities	194,386,244,146	187,745,870,003
Capital/Shareholders' Equity		
Total Shareholders' Equity	14,816,925,108	14,445,725,858
Paid-up capital	6,879,006,860	6,879,006,860
Statutory reserve	5,961,060,609	5,850,338,779
Other reserve	773,299,744	774,110,946
Retained earnings	1,203,557,895	942,269,273
Total Liabilities & Shareholders' Equity	209,203,169,254	202,191,595,861

Off-Balance Sheet Items**Contingent liabilities**

Acceptances and endorsements
Letter of credit
Letter of guarantee
Bills for collection
Other contingent liabilities

Other commitments

Documentary credit and short term trade-related transactions
Forward assets purchased and forward deposits placed
Undrawn note issuance and revolving underwriting facilities
Undrawn formal standby facilities, credit lines and other commitments

Total off-balance sheet items including contingent liabilities

31.03.2017 Taka	31.12.2016 Taka
76,500,751,210	72,926,401,097
22,946,651,119	25,263,660,677
19,472,148,805	17,447,623,500
21,069,841,949	19,928,711,771
11,064,582,337	8,250,158,750
1,947,527,000	2,036,246,400
-	-
-	-
-	-
-	-
-	-
76,500,751,210	72,926,401,097


Chief Financial Officer
Managing Director & CEO
Director
Company Secretary
Chairman


Dhaka Bank Limited
Profit & Loss Account (Un-audited)
For the period ended 31 March 2017

	Jan-17 to 31 Mar-17 Taka	Jan-16 to 31 Mar-16 Taka
OPERATING INCOME		
Interest income/profit on investments	3,126,769,325	3,101,625,926
Interest paid/profit on deposits and borrowings, etc.	(2,277,174,364)	(2,338,875,832)
Net interest income	849,594,961	762,750,094
Investment income	629,583,662	726,340,978
Commission, exchange and brokerage	556,737,834	288,894,844
Other operating income	27,486,815	53,277,649
	1,213,808,311	1,068,513,471
Total operating income (a)	2,063,403,272	1,831,263,565
OPERATING EXPENSES		
Salary and allowances	514,205,046	409,161,016
Rent, taxes, insurance, electricity, etc.	135,653,228	111,853,289
Legal expenses	4,962,269	4,622,191
Postage, stamps, telecommunication, etc.	6,545,070	9,887,405
Stationery, printing, advertisement, etc.	25,295,043	32,587,078
Chief executive's salary and fees	3,015,000	2,760,000
Directors' fees	937,090	986,000
Auditors' fees	-	-
Depreciation and repairs of Bank's assets	85,376,414	80,774,412
Other expenses	129,288,554	97,172,906
Total operating expenses (b)	905,277,713	749,804,297
Profit before provision (c = (a-b))	1,158,125,559	1,081,459,268
Provision against loans and advances	596,029,950	503,976,704
Provision against good borrower	-	-
Provision for diminution in value of investments	-	-
Other provisions	8,486,459	36,900,854
Total provision (d)	604,516,409	540,877,558
Profit before taxation (c-d)	553,609,150	540,581,710
Provision for taxation	181,598,698	255,600,000
Current tax	181,598,698	255,600,000
Deferred tax income	-	-
Net profit after taxation	372,010,452	284,981,710
Appropriations		
Statutory reserve	110,721,830	56,996,342
General reserve	-	-
Dividends etc.	-	-
Retained earnings	1,203,557,895	1,190,376,149
	1,314,279,725	1,247,372,491
Earning per Share (EPS) [Restated]	0.54	0.41


Chief Financial Officer


Managing Director & CEO


Director


Company Secretary


Chairman

Dhaka Bank Limited
Cash Flow Statement (Un-audited)
For the period ended 31 March 2017

	Jan-17 to 31 Mar-17 Taka	Jan-16 to 31 Mar-16 Taka
Cash Flow from Operating Activities		
Interest / Profit receipts	3,818,516,391	3,048,388,331
Interest / Profit payments	(2,182,323,308)	(2,297,415,248)
Dividend receipts	-	1,750,000
Recovery of loans previously written off	4,777,139	-
Fee and commission receipts	284,538,845	229,048,679
Payments to employees	(517,220,046)	(409,161,016)
Payments to suppliers	(36,802,381)	(47,096,674)
Income taxes paid	(159,818,505)	(106,109,284)
Receipts from other operating activities	37,020,336	78,595,875
Payments for other operating activities	(291,092,313)	(238,933,753)
(i) Operating profit before changes in operating assets & liabilities	957,596,157	259,066,908
Changes in operating assets and liabilities		
Purchase / Sale of trading securities	11,794,635	2,936,546,344
Loans and advances to customers	(5,913,096,206)	(3,213,925,004)
Other assets	(2,157,826,009)	(1,216,025,820)
Deposits from other banks	(3,650,000,288)	(3,453,219,878)
Deposits from customers	(676,878,443)	3,133,910,814
Other liabilities account of customers	(65,477,670)	112,097,981
Other liabilities	2,547,037,342	527,412,776
(ii) Cash flow from operating assets and liabilities	(9,904,446,638)	(1,173,202,786)
Net cash flow from/(used in) operating activities (a)= (i+ii)	(8,946,850,481)	(914,135,877)
Cash Flow from Investing Activities		
Proceeds from sale of securities	811,202	698,905,640
Sale/ (Purchase) of securities	2,280,998,426	(0)
Purchase of property, plant & equipment	(61,334,953)	(70,224,100)
Proceeds from sale of fixed assets	5,000	3,705,600
Purchase / sale of subsidiary	-	-
Net cash flow from investing activities (b)	2,220,479,675	632,387,140
Cash Flow from Financing Activities		
Borrowing from other banks	7,604,727,040	2,848,841,075
Issuance of Non Convertible Subordinated Bond	-	-
Redemption of Non Convertible Subordinated Bond	-	-
Dividends paid	-	-
Net cash flow from/(used in) financing activities (c)	7,604,727,040	2,848,841,075
Net increase/ (decrease) in cash and cash equivalents (a+b+c)	878,356,235	2,567,092,337
Add: Effects of exchange rate changes on cash & cash equivalent	257,883,328	30,822,340
Add: Cash and cash equivalents at beginning of the period	28,941,560,751	25,166,262,501
Cash and cash equivalents at end of the period (*)	30,077,800,314	27,764,177,178
(*) Cash and cash equivalents		
Cash in Hand	1,874,912,644	1,768,968,013
Balance with Bangladesh Bank & Sonali Bank	17,884,332,337	18,216,544,388
Balance with other banks & Financial Institutions	10,303,041,532	7,758,952,677
Money at call & Short Notice	11,300,000	15,300,000
Prize Bond	4,213,800	4,412,100
	30,077,800,314	27,764,177,178


Chief Financial Officer


Managing Director & CEO


Director


Company Secretary


Chairman

Dhaka Bank Limited
Statement of Changes in Equity (Un-audited)
For the period ended 31 March 2017

(Amount in Taka)

Particulars	Paid up capital	Statutory Reserve	General Reserve	Asset Revaluation Reserve	Investment Revaluation Reserve	Retained Earnings	Total
Balance as at 1 January 2017	6,879,006,860	5,850,338,779	122,080,584	622,516,800	29,513,562	942,269,273	14,445,725,858
Changes in accounting policy	-	-	-	-	-	-	-
Restated balance	6,879,006,860	5,850,338,779	122,080,584	622,516,800	29,513,562	942,269,273	14,445,725,858
Surplus/deficit on account of revaluation of properties	-	-	-	-	-	-	-
Surplus/deficit on account of revaluation of investments	-	-	-	-	(811,202)	-	(811,202)
Currency transaction differences	-	-	-	-	-	-	-
Net gains and losses not recognized in the income statement	-	-	-	-	28,702,360	-	-
Net Profit for the period	-	-	-	-	-	372,010,452	372,010,452
Adjustment made during the period	-	-	-	-	-	-	-
Transfer to reserve	-	-	-	-	-	-	-
Dividend:							
Stock dividend	-	-	-	-	-	-	-
Cash dividend	-	-	-	-	-	-	-
Changes in reserve	-	110,721,830	-	-	-	(110,721,830)	-
Balance as at 31 March 2017	6,879,006,860	5,961,060,609	122,080,584	622,516,800	28,702,360	1,203,557,895	14,816,925,108


Chief Financial Officer


Managing Director & CEO


Director


Company Secretary


Chairman